



W/C 29.06.2020: Learning Project - Space

Reception



Welcome to week 13 of our home learning, this week we are learning about Space!



You will see that there are now days added to the Home Learning, this is a suggested plan for the week, but you don't need to follow it rigidly. However, if your child is in school you might want to avoid repeating the same activities that we may be doing on their days in school.

Please remember that these are suggested activities, please do as much as you feel is appropriate for your child. And feel free to follow your child's own interests and fascinations.

Don't forget to send photos on EExAT or email them to me.

Mrs Hampton

Weekly Reading Tasks	Weekly Phonics Tasks
<p>Monday- Listen to a space themed online story, Aliens Love Underpants, Roaring Rockets and Whatever Next? Which is your favourite? Why?</p> 	<p>Monday- Play the online game 'Picnic on Pluto'. If your child is not at the stage of reading independently, you could sound the words out for them to blend together.</p>
<p>Tuesday- Draw pictures or make a story map based on your favourite Space story</p>	<p>Tuesday- Play 'I Spy in Space'. '<i>I spy, with my little eye, something beginning with t</i>'. CHALLENGE: You can include these sounds ch, sh, th.</p> 
<p>Wednesday- Using the space stories as a starting point, ask your child to make up their own story about space. It could use the same characters or settings as one of the stories you have shared together.</p>	<p>Wednesday- Write different sounds on paper (maybe re-use the sounds from a previous project). Put the sounds together to make different words only changing the initial sound e.g. t-i-n (tin), b-i-n (bin), ch-i-n (chin).</p>
<p>Thursday- Ask your child to draw a picture of one of the events from their made up space story. Can they explain what's happening in the picture? Or, for more of a challenge, can they draw a book cover for their space story?</p>	<p>Thursday- Your child can list things they would see in space that begin with the letters S, P, A, C & E. Then your child can practice writing these letters in space (in the air) using their finger or a pencil.</p>
<p>Friday- Visit Oxford Owl ebooks. Look at the picture book: 'In the Sky'. Talk about the story together. What is happening on each page?</p>	<p>Friday- Play, 'Pick a Picture'. You can orally sound out the word for your child for them to blend together if they are not yet at the stage of reading independently.</p>

Weekly Writing Tasks	Weekly Maths Tasks- Length and Height
<p>Monday- Ask your child to draw their own alien and label it. CHALLENGE: Can they create a fact file for their alien using sentences? E.g. My alien lives on Mars.</p>	<p>Monday- Ask your child to make different rockets out of bricks, playdough or strips of paper. Can they make a long rocket? A short rocket? A thick rocket?</p> 
<p>Tuesday- Write an invitation to the alien to invite them to your very own space party.</p> 	<p>Tuesday- Your child can compare objects from around the house or outside. Ask them if the object is longer, the same length or shorter? Order the objects.</p>
<p>Wednesday- Your child can draw out or write their own menu for an alien. What does an alien eat? Moon-burgers, star biscuits or fruit rockets. Click here for more ideas.</p>	<p>Wednesday- Work with your child to design a rocket using different 2D shapes. This could be done with 3D shapes if you have spare boxes and resources at home.</p>
<p>Thursday- Task your child with designing their own spaceship. Can they describe how the machine would move and label their picture?</p>	<p>Thursday- Ask your child to use Lego, blocks or cardboard boxes to build a tower that is the same height as them, taller than them and shorter than them.</p>
<p>Friday- Ask your child to look up to the sky and down to the ground. Ask them to draw what they can see and have a go at completing the sentence, I can see a..</p>	<p>Friday- Play the online game Let's Compare. Following this, your child can sing the song Short or Tall.</p>

RE

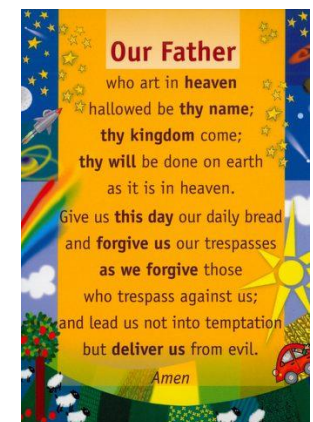
Share Scripture:

Let's learn about Jesus as a child.
 Watch this fun video from Saddleback Kids:
[Jesus Growing Up](#)
 In what ways can you be like Jesus?



Prayer:

Sing along and pray the Our Father together:
[The Our Father with Hand Actions](#)



Learning Project - to be done throughout the week

The project this week aims to provide opportunities for your child to learn more about space. Learning may focus on our Solar System, the Sun and the Moon. It could look at life in outer space from the view of an astronaut and travelling through space.

Remarkable Rockets

- Use junk modelling or craft items you have around your house to create your own rocket. Toilet roll tubes are a good starting point. You could have rocket races in the garden:
 - Tie a string up at an angle or use the washing line.
 - Blow up a balloon and sellotape it to your rocket. Hold the end of the balloon but do not tie it.
 - Let the balloon go and watch your rocket fly!



Make a Textured Planet

- Work with your child to create a replica of a planet. You could papier mache a balloon, or colour, paint or stick bits of materials on to the card to create textured effects. This shaving foam paint technique (see picture) creates a great textured finish when dry. Simply spray shaving foam onto a plate and drop in food colouring or poster paint.



Explore Space Online

- Support your child to view the Earth from space using the [Google Earth](#) programme and identifying simple features such as water.
- Can you find your home? What does your child notice about the surrounding area?



Phone Home

- Create a space phone with your child using items from around the home. Get them to practise forming numerals correctly to create the buttons.
- Make a space phone book to support roleplay. Ask your child to draw a picture of a different alien on each page and write a phone number for them.

Have a Space Themed Party/Picnic

- Support your child to use tin foil to create shiny space suits for their teddies and dolls. They could have a space-themed teddy bear's picnic afterwards where they share the biscuits made the next activity!
- Make yummy star biscuits to share at the picnic. Click [here](#) to find instructions on how to support your child in making simple star biscuits. They could share them at their space themed teddy bear's picnic. Share photographs of your space themed picnic or party

Coronavirus and Wellbeing- Looking Forward

The change that Covid-19 has caused to our lives has been difficult and has provided countless challenges. For many children, the uncertainty and disruption to everyday life has caused worry and anxiety. These tasks are designed to help children process the current situation, begin to make sense of it and plan for returning to a different normal.

Think

- Reading or being read to offers hope and positivity. [The Book of Hopes](#) aims to comfort and encourage children during these unusual times. **Ask your child to choose a section from this book to read and talk about your family's hopes for the future.**

Talk

- Talk to your child about what they are looking forward to most when things begin to return to normal. Who are they looking forward to seeing at school? What places are they excited about visiting with the family? What will they miss about being at home?

Do

- Write the headings 'Things I've enjoyed being at home' and 'What I am looking forward to most' on paper. Ask your child to draw and/or list all of the positive experiences they have had over the last few weeks and those to come. If you haven't already, why not fill in the [COVID-19 Time Capsule](#) and add in the following pages to explore how your child is feeling about being at home: [School Closures](#) or [Kindness Pages](#)

Visit

- If your child is struggling to adapt to the 'new normal', [Mind Ed for Families](#) offers safe and reliable advice on supporting children's mental health and wellbeing.
- You can also find some more wellbeing ideas in the [Mental Health Support Newsletter](#)

STEM Learning Opportunities #sciencefromhome

Mission X – Astro Agility Course

- Complete an agility course to improve movement skills, co-ordination, and speed. Record your speed and see if you can get faster with practise. See [here](#).
- Sign up and access all of the Mission X resources [here](#).

Additional learning resources parents may wish to engage with

[White Rose Maths](#) online maths lessons.

[IXL](#) Click on Maths, Reception. There are interactive games to play and guides for parents.

Talk for Writing Home-school Booklets are an excellent resource to support your child's speaking and listening, reading and writing skills:

Choose from [Mavis The Magical Cat](#) or [The Amazing Adventures of Max](#)

[BBC Bitesize](#) - Lots of videos and learning opportunities for all subjects.

[Classroom Secrets Learning Packs](#) - Reading, writing and maths activities for different ages.

[Twinkl](#) - Click on the link and sign up using your email address and creating a password. Use the offer code UKTWINKLHELPS.

This Learning Project is based on the **Early Years Foundation Stage curriculum expectations**. It may be that your child finds the tasks set within the Learning Project too simple. If this is the case, then we suggest that your child accesses the Learning Projects which are set for Year 1. If you need any support please do contact Mrs Hampton using the reception class email address: receptionstm@dbmac.org.uk

#TheLearningProjects
in collaboration with

www.robinhoodMAT.co.uk