



Week 10: Learning Project – Famous People

Reception

Welcome to week 10 of our home learning, this week we are learning about Famous People and focusing mostly on famous authors.

Don't forget there is a Well-Being section on our home learning page. There is some useful information for your parents and some really nice mindfulness activities for you if you ever feel you need or want them, so have a little look at this section with your child.

Oxfordshire School Games Organisers have created 'Sock Fest'. Don't forget to have a look at [SOCK FEST 2020](#) so you can get involved.

Please remember that these are suggested activities, please do as much as you feel is appropriate for your child. And feel free to follow your child's own interests and fascinations.

Don't forget to send photos on EExAT or email them to me.

Mrs Hampton

Reading Tasks – Choose from:

Ask your child to think about their favourite books and read one of them together. Find out about the famous authors / illustrators and encourage your child to think about why they like these books?

Read stories written by the famous author, Julia Donaldson. You can also listen to them if you click on the following links:
[Room on the Broom](#) / [Gruffalo](#) / [Super Worm](#)



Ask your child to draw pictures showing what happened at the beginning, middle and the end of Room on the Broom or The Gruffalo. Or choose a different story.

Ask your child questions about the books that you have shared- Who are the main characters? How are the characters feeling? Who is your favourite character? Why? What did you like/dislike about this story?

Your child can continue to read a story from the free eBook library at [Oxford Owl](#). Repeat as you would your class reading books.

Phonics Tasks– Choose from:

Sound Sprint - Make some sound cards (you could use paper). Place and spread them out across the floor. Ask your child to run and stand on the sound you call out. Say simple words as a challenge e.g. f-o-x.

Play [Online Buried Treasure](#) - Click on the sounds your child is learning.
CHALLENGE: If you think it is a real word can you explain what the word means or put it into a sentence?

Ask your child to use their phonic knowledge to spell some of the names of the characters from the 'The Gruffalo'? E.g. f-o-x, ow-l. If this is too tricky, can they say the sounds that make up the words instead?



Julia Donaldson uses lots of rhymes in her books, play rhyming games, can your child think of two words that rhyme? Play the rhyming game [Cake Bake](#)
Log in details: Username: **march20** Password: **home**

Choose a letter of the alphabet. How many famous people or book characters can your child think of that start with this letter? Can they make a list using their phonic knowledge?

Writing Tasks – Choose from:

Watch [‘The Gruffalo’ here](#). Ask your child to draw a picture of their favourite character. Can they write words/sentences to describe their character, i.e. furry body, knobby knees and black teeth.

Can your child make a wanted poster for the Gruffalo. Can they draw a picture of the Gruffalo? Can they describe him?

Your child can practise writing letter families (t, l, i) in fun ways e.g. with their finger in shampoo or with a wet sponge on the pavement.

Ask your child to think about who they believe to be important people – such as the Queen. How would your child describe them? Why do they think they are important? Your child could list important people.

Ask your child to think about and draw someone who is very important to **them**. Can your child say or write a simple sentence describing why this person is so important.

Maths Tasks- Making Simple Patterns – Choose from:

Practice counting on from any given number. Try to create rhythmic patterns: 1,2 3,4, 5,6 2,3,4, 5,6,7 8,9, 10. Then play this online [adding machine game](#), add up the animals and objects.

Use the [Tens Frame](#) to add numbers together. Or, ask your child to make 10 using different objects from around the house/garden e.g. dry pasta.


Adding numbers: Watch [Numberblocks](#) (clip 1) to support with adding. You can also click on [clip 2](#) or [clip 3](#).

Generate your own addition number stories: First, there are 3 people on the bus. Then, 2 more people get on the bus. How many people are on the bus? Now there are 5 people on the bus.

Explore the Super Worm activities on the [White Rose Maths Website](#)

(Summer Term - Week 5 w/c 18th May)

Activities include exploring patterns and numbers up to 20



RE

Share Scripture:

This week's home learning theme is Famous and Significant People

The story of Joseph is found in the Old Testament. He was a very famous ancestor of Jesus.

Watch this video about him.

[Joseph and his Coat](#)

Why not colour Joseph's coat? (Colouring Page Below)

Prayer:

Joseph was treated badly by his brothers. Share this prayer of kindness with your family.

Dear God, please help me to treat others as I want to be treated.

I have been unkind _____ (with my words/with my hands, etc.). Please forgive me and help me to have _____ (kind words/kind hands, etc.) Thank you. Amen.

Learning Project - to be done throughout the week

The project this week aims to provide opportunities for your child to learn more about famous or significant people. In Early Years we are focusing on famous Authors / Characters from stories.

Make your Favourite Characters-

- Make a puppet of a famous story character. Use a toilet roll and draw, colour and stick other bits of material onto the tube to make your own character puppet. This can be a character from the Gruffalo or a character from another story written by a different famous author.
- Paint your hand and make handprints and decorate to make your very own Gruffalo.



Can you Name the Famous Characters?

- Take part in the quiz -Who Do You Know? You will need help from your grownups. Have a go at [Quiz 1](#) and [Quiz 2](#). Or, you could also describe famous book characters to your child and they have to guess who it is you're describing.




Play Snake

- The Gruffalo features a snake. Click [here](#) to play snake - Use the arrows on the keyboard to move the snake around - count how many apples you can collect. Or, play a family game of Snakes and Ladders.

Create your own Broomstick

- Create your own broomstick like the witch in 'Room on the Broom'. You could gather up sticks from the garden and tie them on to the end of a large stick using elastic bands, string or garden twine. How could you make improvements to your broom? Encourage your child to act out the story. Take a photograph of your finished broomstick and upload to EExAT




Visit 'The Gruffalo' website

Listen to the Gruffalo [song](#), learn the 'Monkey Puzzle' [song](#) in makaton and dance along to the 'Gruffalo's Child' [song](#). There are also some great interactive games in the [play and explore](#) area. Colour your own Gruffalo using the paint game, create your own monster on monster maker and much more.

Become an author / Illustrator

Create your own book using just one sheet of paper, follow these [instructions](#) (handy hint this works best with a larger sheet of paper such as A3 if you have it) children can create their own story or retell a familiar story. Encourage your child to have a go at writing some of the words/sentences in their story, but if they find this difficult then an adult can write down the story as the child tells it.



Explore more resources linked to Julia Donaldson on Twinkl:

[The Gruffalo](#)

[Super Worm](#)

[Room on the Broom](#)

STEM Learning Opportunities #sciencefromhome

[Science Experiments](#)

Explore some science experiments using the above link, these are all linked to Julia Donaldson books, try making your own potion, Shadow puppets, or bug hotel!



Additional learning resources parents may wish to engage with

[White Rose Maths](#) online maths lessons.

[IXL](#) Click on Maths, Reception. There are interactive games to play and guides for parents.

Talk for Writing Home-school Booklets are an excellent resource to support your child's speaking and listening, reading and writing skills:

Choose from [Mavis The Magical Cat](#) or [The Amazing Adventures of Max](#)

[BBC Bitesize](#) - Lots of videos and learning opportunities for all subjects.

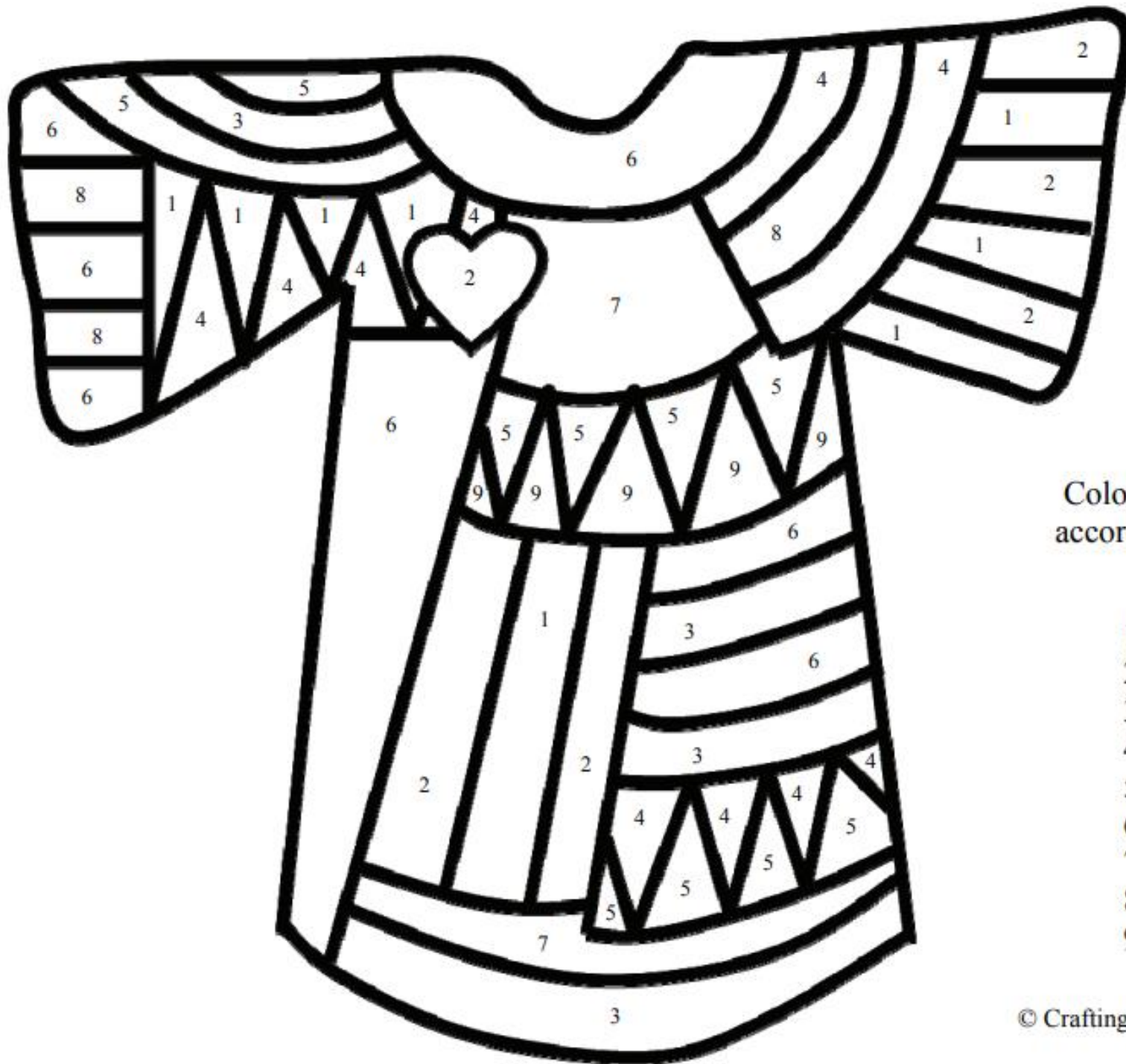
[Classroom Secrets Learning Packs](#) - Reading, writing and maths activities for different ages.

[Twinkl](#) - Click on the link and sign up using your email address and creating a password. Use the offer code UKTWINKLHELPS.

This Learning Project is based on the **Early Years Foundation Stage curriculum expectations**. It may be that your child finds the tasks set within the Learning Project too simple. If this is the case, then we suggest that your child accesses the Learning Projects which are set for Year 1. If you need any support please do contact Mrs Hampton using the reception class email address: receptionstm@dbmac.org.uk

#TheLearningProjects

www.robinhoodMAT.co.uk



Color in the picture according to the key.

- 1- Yellow
- 2- Red
- 3- Orange
- 4- Green
- 5- Pink
- 6- Purple
- 7- Blue
- 8- Gray
- 9- Brown